

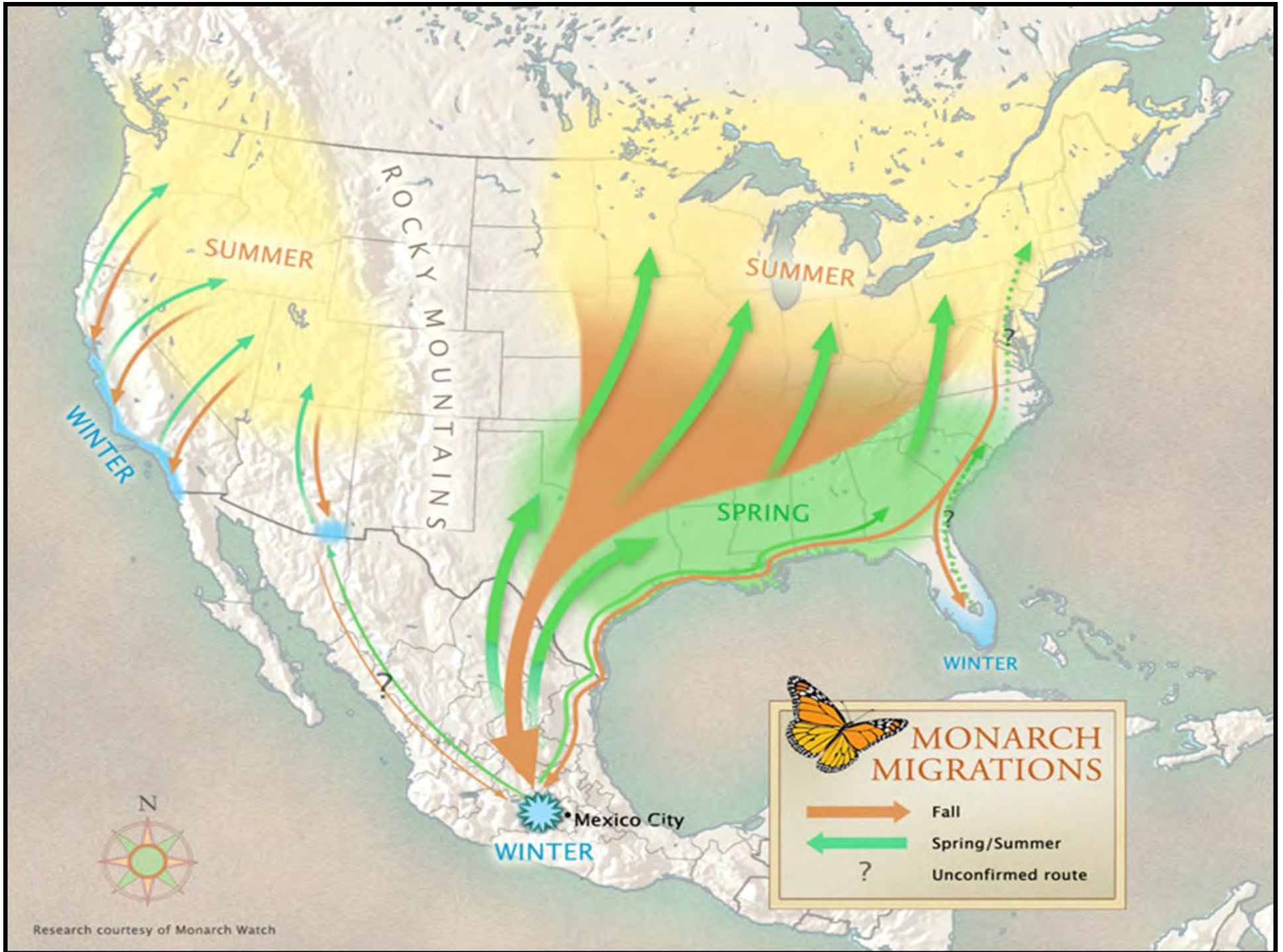


- . Welcome the participants to your event and introduce yourself and any other important people who helped make this project possible**
- . Without showing them the first picture, ask the participants to provide some examples of pollinators**
- . You can then go through the picture and mention the ones they may have missed**

Pictures left to right = Hummingbirds, beetles, flys, bats, spiders, wasps, moths, butterflies, bees



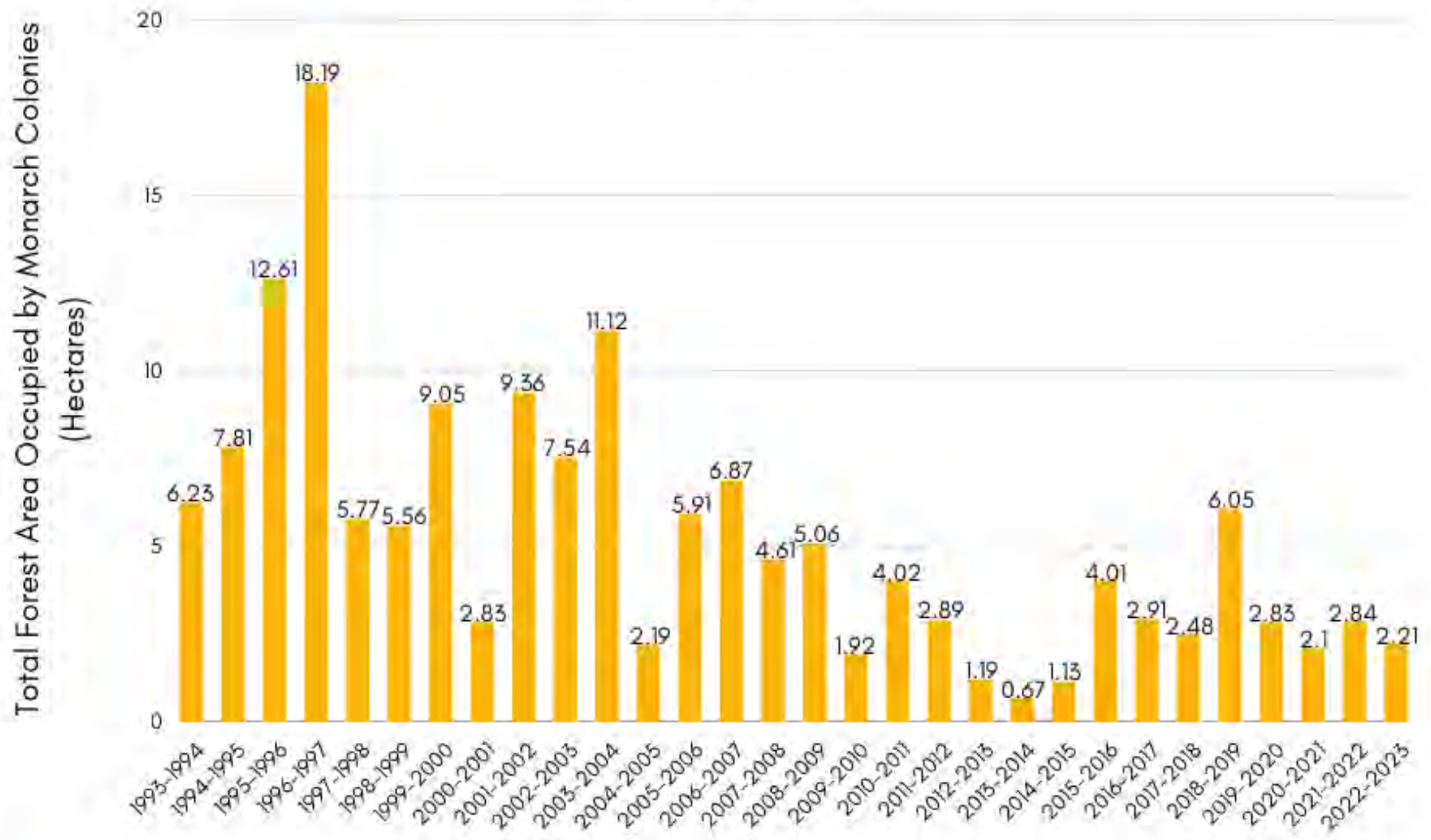
- . Show the participants the picture #2 and ask them if they can identify the species of butterfly displayed**
- . After they identify the butterfly as a Monarch, ask the participants what makes this butterfly so popular and well know**
- . After a number of guesses, explain to them that the one thing that makes this butterfly so unique and popular is its migratory story**
- . Can ask if they know if this is a male or female (males have black dots)**



Research courtesy of Monarch Watch

- . Show the participants the picture #3 and explain the migratory story of the monarch butterfly**
- . The monarch butterfly migrates from Central Mexico to as far North as Canada in one year**
- . It takes 4-5 generations for the butterfly to make its annual migration**
- . The 1st-3rd generation butterflies live about 1 month**
- . The 4th generation butterfly lives 6-8 months and overwinters in Central Mexico**

1993/1994 - 2022/2023



Winter Season



MONARCH

Scientists estimate that a minimum of 6 hectares of overwintering monarchs is needed to sustain the eastern populations (Semmens et al., 2016)

Data from 1994-2003 were collected by personnel of the Monarch Butterfly Biosphere Reserve (MBBR) of the National Commission of Protected Natural Areas (CONANP) in Mexico. Data from 2004-2023 were collected by the WWF-Telcel

- . The monarch butterfly population has been on a steady decrease for the late two decades**
- . The monarch butterfly population has decreased 90% over the last two decades and 26% in the last year**
- . Before showing the next photo, ask the participants if they know why the monarch butterfly population has been decreasing**



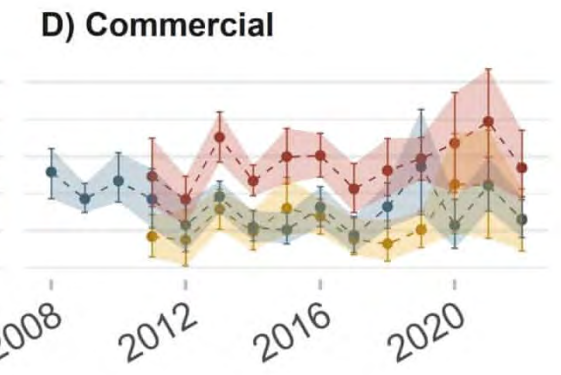
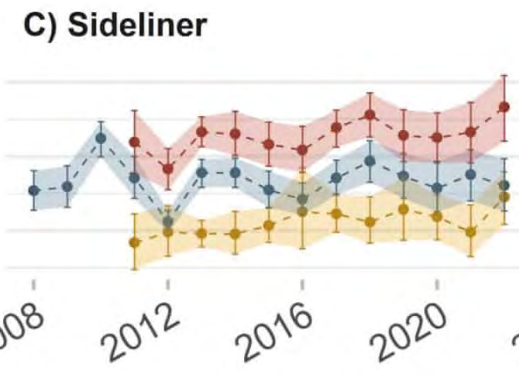
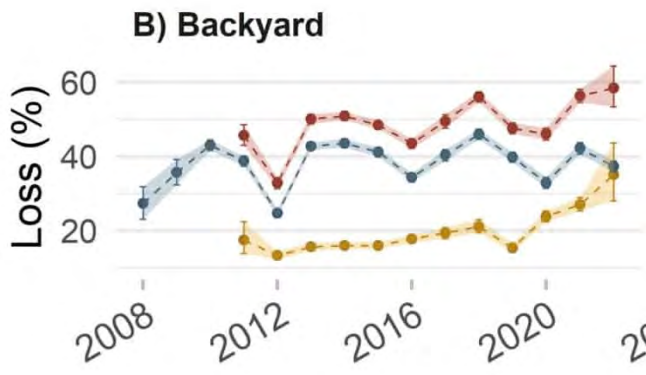
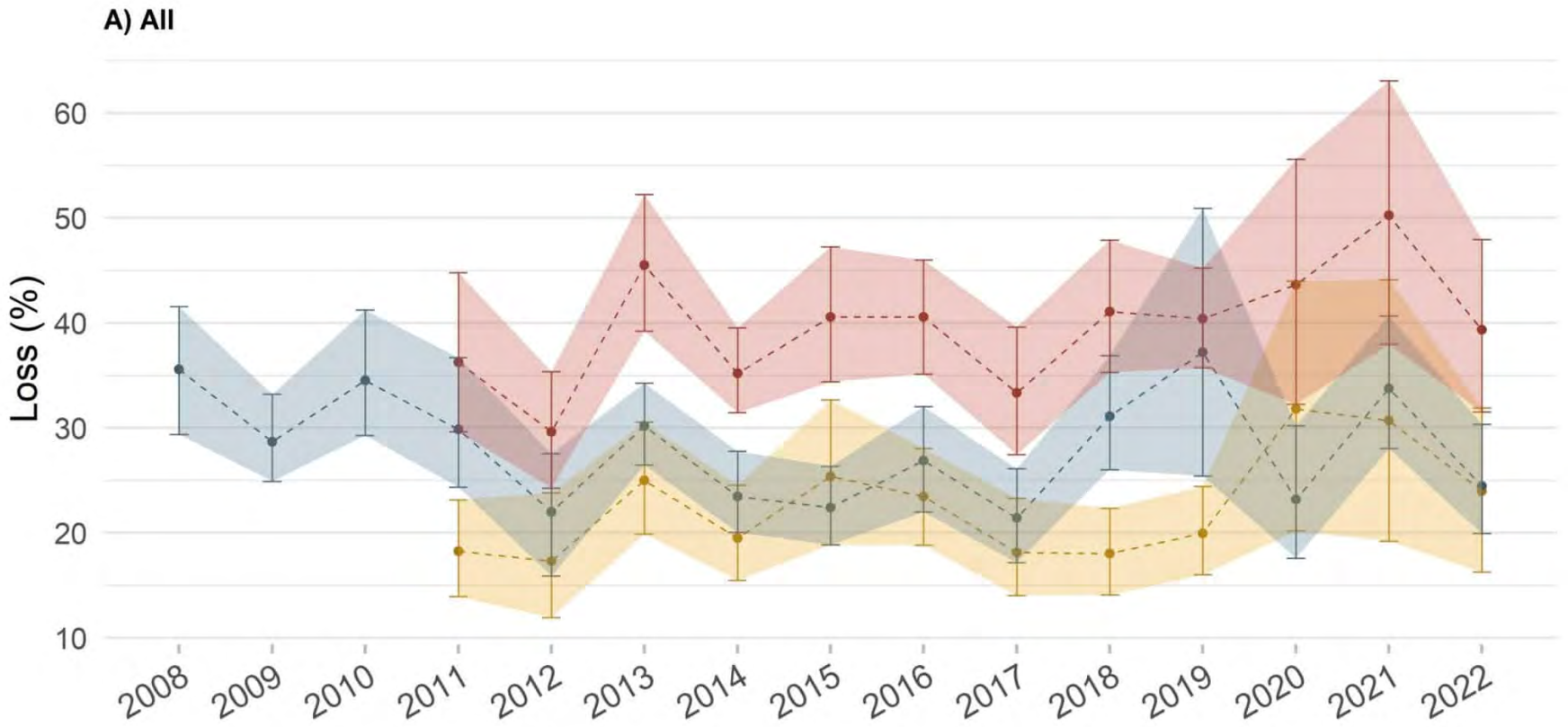
- . The main cause of monarch decline can be tied to the lack of milkweed and other nectar plants throughout the Midwest**
- . Monarch butterflies only lay their eggs on milkweed plants**
- . There are over 120 species of milkweed in the U.S.**
- . The most important milkweed species to monarchs is common milkweed (pictured)**



- . Show the participants the picture of the bee and ask them if they can name the species (honey bee)**
- . After they name the species, explain to them that the honey bee is also experiencing a decline in its population and show them the next slide (graph)**



Honeybee Loss & Management Survey



Season ● Summer ● Winter ● Annual

- . Honey bee keepers are reporting annual losses over 40% which is not sustainable over a long period of time**
- . This is extremely alarming as the honey bee and other pollinators are responsible for creating 1 out of every 3 bites of food we eat each day**
- . Before showing them the next graph, ask the participants if they know why the honey bee is declining in population**



- . Like monarch butterflies, honey bees visit wildflowers to feed on pollen and nectar.**
- . Like humans, honey bees need a diverse diet to keep their immune systems healthy. Unhealthy diets make them susceptible to disease.**
- . Since there is a lack of diversity of flowering plants on the landscape, scientist believe that poor nutrition is to blame for honey bee population decreases.**
- . Areas that provide a diversity of blooming plants, like the photo. provide pollinators a variety of nutrients to keep them healthy.**



- . Pheasants Forever and Quail Forever are very interested in establishing quality pollinator habitat across the country.**
- . Pollinator habitat is very important to pheasant and quail chicks.**
- . Would anyone like to guess what pheasant (pictured) and quail chicks feed on for the first six to eight weeks of life?**



- . Pheasant and quail chicks feed exclusively on soft-bodied insects (pollinators) for the first six to eight weeks of life.**
- . Pictured here is the crop (stomach) contents of a young quail chick. As you can see, the majority of what they eat are soft bodied insects.**
- . Insects provide a very good source of protein for chicks and help them grow quickly to avoid predators.**



Pollinator Habitat Project

Native wildflowers provide valuable habitat for pollinating insects, grassland songbirds, pheasants and quail.

Pollinators impact 75% of the global food supply, are keystone indicators of environmental health and their populations are in decline.



To learn more about pollinators, contact Pheasants Forever at: www.pheasantsforever.org



- . What you are doing here today is helping provide valuable habitat for birds, bees and butterflies.**
- . Our goal is to establish a pollinator plot that looks similar to the photo in a few years.**